

FOCUS ON JESUS

Kid's Activities:


Here are some things to do while you are watching the Sunday service on-line. You don't have to do them all!!

1. If you have a printer, print out the picture on page 2 and colour it in. If you don't, draw your own "stormy day" picture.
2. If you have a bible see if you can find the passages from today's talk. Can you find Mark 4:35-41? Next find Isaiah 28:16. If you have brothers or sisters see who can find them first. 1,2,3....go!!!
3. Print out and complete the word search based on Mark :35-41; Jesus Calms the Storm.
4. Life can be like a rollercoaster; sometimes it's scary, sometimes it's bumpy, sometimes it's exciting and sometimes it's fun. Design your very own rollercoaster and as you do this remember that in all of these times, Jesus is with us.
5. After the service- get everyone to make a paper boat. See the instructions below.
6. Don't forget to go into the garden and find a stone. Put it somewhere you'll see it every day, to remind you to stay focused on Jesus –our rock.



Jesus calmed a storm while He and His disciples were on a boat. Mark 4:35-41


Jesus Calms the Storm




Word Bank

- Find the Hidden Word**
- Crowd
 - Boat
 - Storm
 - Waves
 - Jesus
 - Stern
 - Asleep
 - Master
 - Care
 - Lost
 - Wind
 - Sea
 - Quiet
 - Calm
 - Faith

O	P	E	R	A																
	D	B	I	N	U	N														
	Z	I	S	S	T	O	R	M												
	O	W	R	T	U	T	B	I	N	A	O									
	H	O	A	S	E	R	E	G	M	U	B	T								
	T	R	V	D	I	S	R	C	A	L	M	A								
	E	I	J	E	S	U	S	N	F	S	G	E	D							
	M	A	S	S	T	Q	O	R	E	T	S	H	N							
	N	F	E	S	Q	Q	A	S	L	E	E	P	I	L						
	V	O	F	C	H	B	O	N	R	C	C	W	A							
	L	C	R	O	W	D	D	R	T	C	A	R	E							
	G	H	J	K	L															

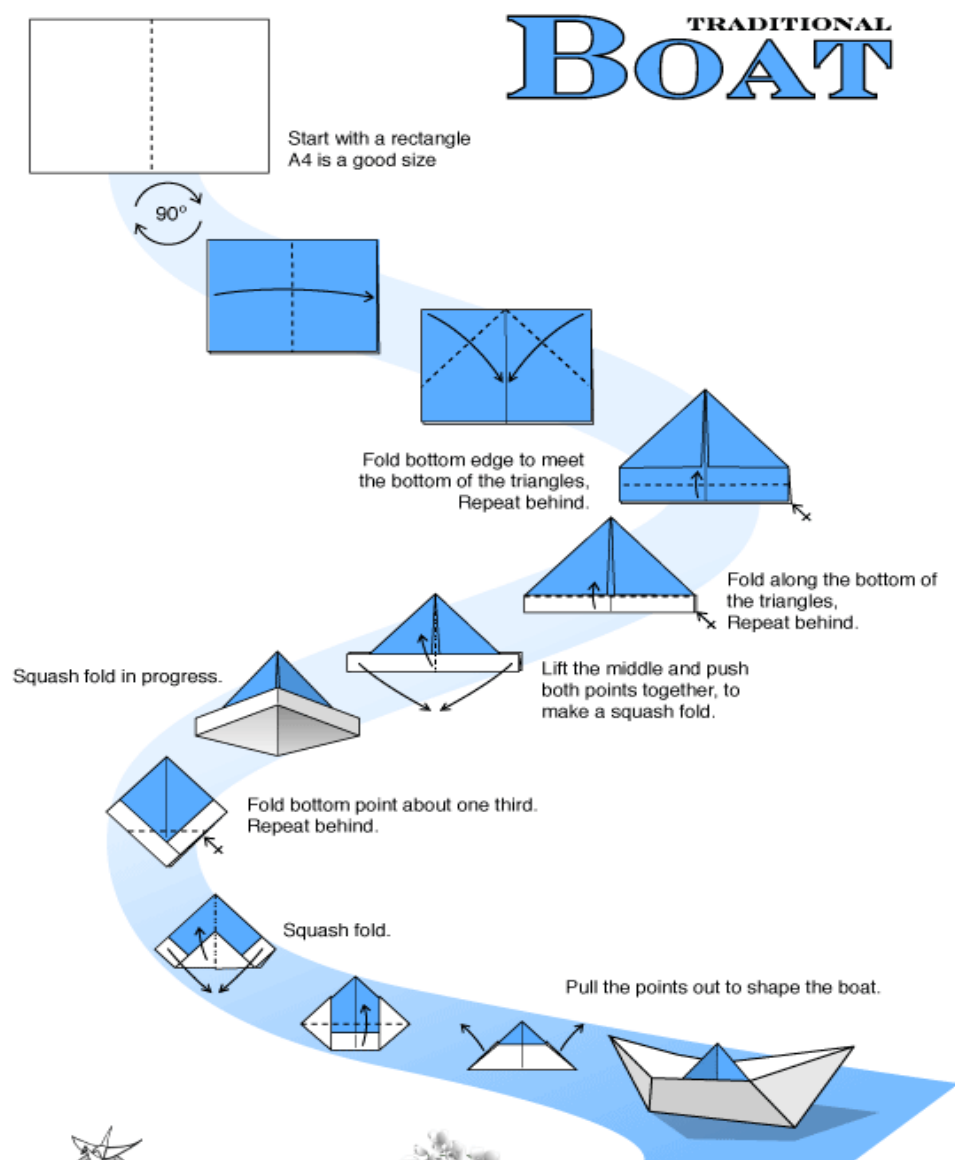




Design your own rollercoaster here- make it the best one you can imagine. Do you go upside down, into water, through a tunnel? Is it gentle, fast, does it spin you around? Don't forget to give it a name. While you draw- remember that when life is a bit of a rollercoaster – keep focused on Jesus.

After the service has finished get everyone to make a paper boat. You can follow the video on YouTube “How to make a paper boat. Howcast”

<https://www.youtube.com/watch?v=1wu5oKy4m5s> or use the instructions below. You just need a sheet of A4 paper or a page out of an old magazine or a sheet of newspaper.



As taught by Matthew Gardner on ABC TV Sunday Arts. You may print for personal use only. All other rights reserved.
© www.papercrafts.org