



Sunday Kids!

SUNDAY 16th August 2020

JESUS RAISES A WIDOW'S SON. LUKE 7: 11-17

SPOT THE DIFFERENCE. In today's Bible story the widow was full of grief and didn't notice Jesus, but Jesus noticed her and reached out to comfort her. We might think God hasn't noticed us, but the good news is He always notices us. He loves each of us very much! Are you good at "noticing" too? Look at the two pictures on page 2 (print it out or just view it on screen) There are 10 differences, how many can you spot?

MAKE. Follow the instructions on page 3 to create a stretcher to remind you of the man who was raised back to life by Jesus in today's bible story. You will need two pencils, some coloured paper, scissors, glue and Sellotape.

PUZZLE: Print out and complete the puzzle on page 4 which is linked to our bible story.





SPOT THE DIFFERENCE

There are 10 differences between the two pictures, can you spot them all?




Image printed on www.supercoloring.com - for personal use only - reproduction is prohibited



The Widow's Son. Stretcher Craft.


You will need: 2 pencils, coloured card or paper, scissors, Sellotape, glue.




Instructions

1. Cut a piece of card –10cm x 14cm . Cut the piece of card into 1cm strips but don't go all the way to the end. You'll end up with a sort of "fringe" ready to start weaving with.

2. Cut about 10 strips of card in a different colour. They should be about 1cm x 18cm.




3. Now start weaving with your strips, over and under on the first row, then under and over on the next one. Keep going like this until you've used up your strips and there will be a little bit of the fringe left at the bottom.



4. Turn over your weave and the fold up the bottom fringe and Sellotape it down to stop your weave coming apart.

5. Next, place your two pencils on the long side of the weave. Fold the strips over the pencil and stick them down to hold the pencils in place.



6. Now add the bible verse. Cut a piece of card about 5cm x 5cm. Write the bible verse on it, "God has come to help His people." Luke 7:16. Stick the bible verse onto the stretcher .

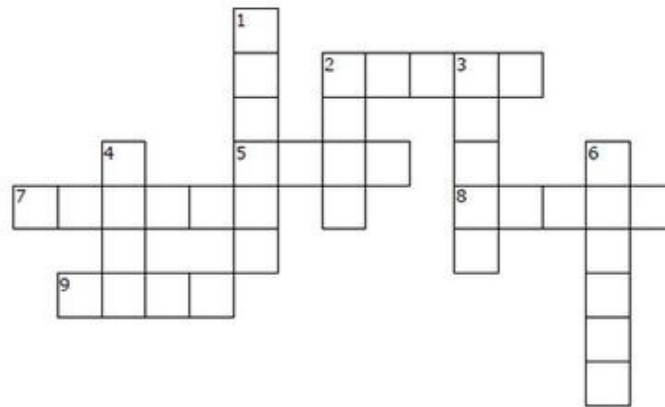
7. You are all done– well done!! Put your stretcher somewhere everyone can see it to remember that God always notices us and wants to help us.



Jesus Raises a Widow's Son

The dead man sat up and began to talk, and Jesus gave him back to his mother. Luke 7:15 (NIV)

This puzzle is based on Luke 7:11-17 (NIV)



ACROSS

2. To come in contact with something or someone
5. To give assistance to; aid
7. To express approval, commendation, or admiration
8. A woman whose husband has died and who has not married again
9. Not alive

DOWN

1. The female parent
2. To use the voice, or to have a conversation with someone
3. a large group of people who have gathered together
4. An opening in a fence for entrance or exit
6. A long box in which a corpse is buried

gate	mother	touch	talk	praise
dead	widow	coffin	help	crowd