





1. Palm Sunday-

Here are some ideas for things to do while you are watching the Palm Sunday service on-line. Choose your favourite, you don't have to do them all!!

1. **Colouring in.** Choose a picture, print it out and colour it in as you listen to the talk.
2. **Drawing.** Draw your own picture of Jesus riding into Jerusalem on a donkey with the crowds cheering "hosanna."
3. **Wordsearch.** Print out the wordsearch and complete it as you listen to the service with your family.
4. **Bible reading.** See if you can find the passages in the Bible from today's talk. First find Mark 11:1-11 and then 1Peter 5:7.
5. **Memory verse** "Hosanna! Blessed is he who comes in the name of the Lord." Mark 11:9. Write each word from the memory verse on scraps of paper or post-it notes. Read it and then turn over one word so you can no longer see it. Read it again. Cover up another word and carry on doing this until all the words will be covered up and you have learned the verse.
6. **Palm Sunday cross craft.** Churches normally give out crosses made of dried palm leaves as a reminder of Jesus' riding into Jerusalem. This year we can make our own. See the instructions on the following pages.
7. **BIG Picture.** Make a big picture on your living room floor using blankets, jumpers and coats. Make a simple cross, or if you are ambitious try making a donkey!!






Blessed is He that cometh in the name of the Lord.

matthew 21:9

People Wave Palms to Jesus

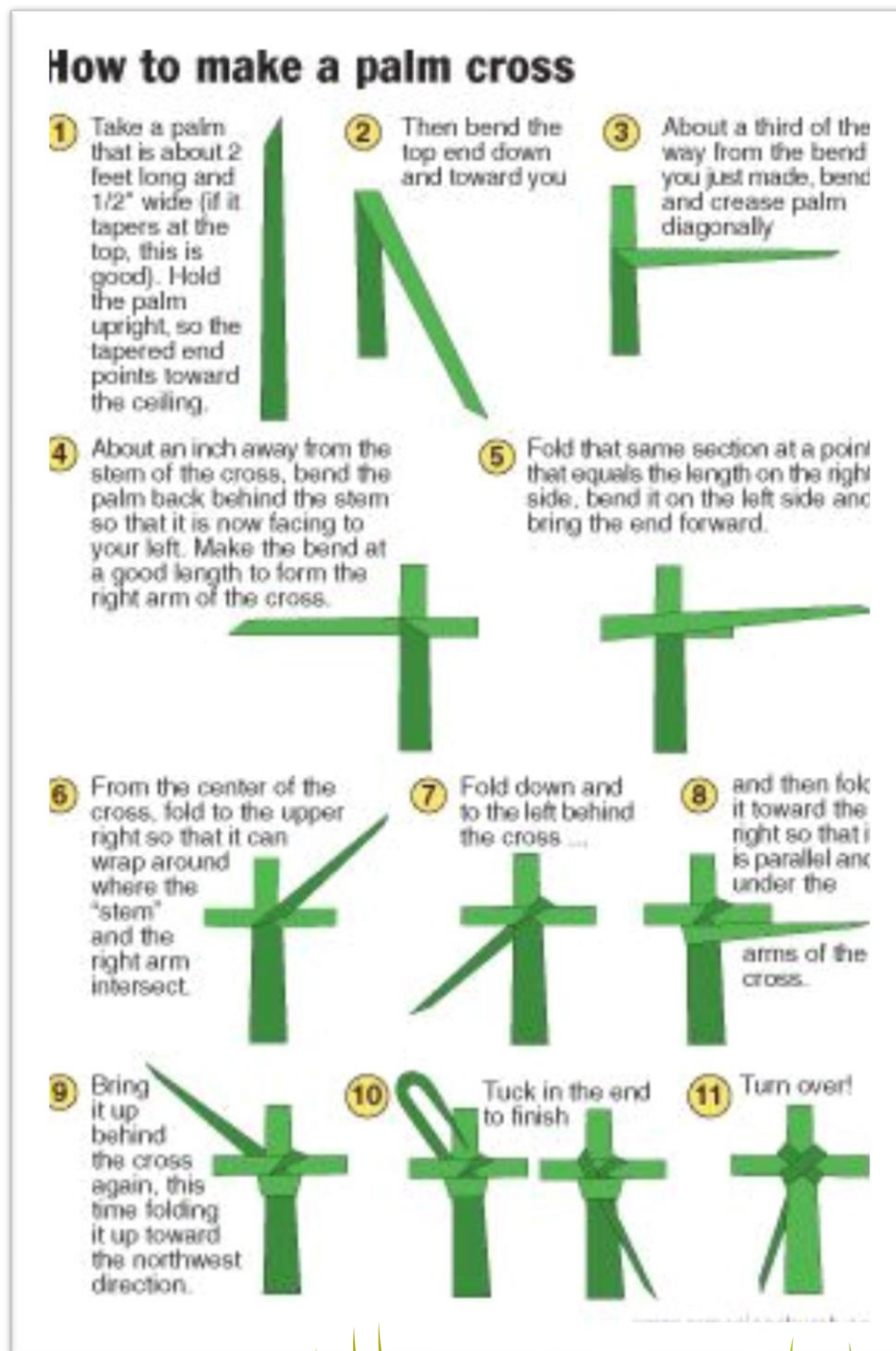
S D A N Y C O W Q D R S I B C V
B E M R X O M R E E D K M R A A
Y R H F A A C F G S J O O L N Y
J T G C H T G J L S Q W N N A R
Z H N J N S I G V E D U A K E P
X V I L L A G E T L W S U S E J
M E L A S U R E J B O Q P M H Y
T C N V J U E B Z H B Q D V P C

blessed
branches
coats
crowd
donkey
Hosanna
Jerusalem
Jesus
palms
village




Paper Palm Sunday Cross

Carefully cut some long strips of paper. If you are using A4 paper create two strips the length of the paper (29.7cm) by about 2cm. Then stick them together to make one long strip. Decorate your strips with spots/stripes- make it really colourful. Then use the instructions below to make a paper cross. Why not stick it in your window so everybody can see it?



Pipe-Cleaner Cross

If you have pipe-cleaners at home in your craft box- have a go at making a cross with them. Use the instructions below. Try twisting different coloured pipe-cleaners together before making your cross.



“BIG” picture

When Jesus entered Jerusalem, people laid their cloaks onto the road in front of him. This was a something people did as a sign of respect for a very important person- like a King. Why not make a big picture on your living room floor using blankets, jumpers, scarves and coats? Make a simple cross, or if you are ambitious try making a donkey!!



Take a photo of your big picture, or any of the other things you've made and post it on Swan Bank's Facebook Page. We'd love to see what you've been up to!!!