



Sunday Kids!

SUNDAY 19th July 2020

STORIES OF HOPE.

MOSES AND THE BURNING BUSH. EXODUS 3: 1-15

PUZZLE: The bible is full of stories of hope. This week we are thinking about Moses' encounter with God at Horeb, the mountain of God. The Israelites were in a hopeless situation in Egypt, but God had a plan to bring them hope and freedom. Complete the word search on page 2 and find words from today's bible passage. When you've done this open your bible to Exodus 3:1-15 and find the wordsearch words in the bible passage.

CREATE: When Moses was in the presence of God he took off his shoes as a sign of respect. The good news is that now, through Jesus God is always with us!!! To remind us of this amazing truth and our bible passage, make a pair of sandals. They can be like Moses' or your own design. See page 3 & 4.

COLOUR: Print out the colouring in page on page 5 (from gad-dynippercrayons.com) and use your favourite colours to complete the picture. See if you can learn the bible verse while you are colouring and then display it where everyone else at home can see it and learn it too.



Sunday Kids!

Moses and the Burning Bush

D	S	J	E	T	H	R	O	R	U	L	C	M	S
E	J	S	S	H	G	M	O	U	N	T	A	I	N
A	I	E	G	H	O	S	N	A	I	D	I	M	I
S	S	E	T	I	L	E	A	R	S	I	S	M	S
D	R	E	Y	M	O	O	I	T	H	O	L	Y	S
A	F	R	A	I	D	R	R	A	A	B	U	S	H
H	N	P	I	H	S	R	O	W	H	N	U	T	T
O	S	S	N	G	N	I	N	R	U	B	O	E	O
T	N	E	S	L	M	E	Y	P	G	E	I	O	I
E	N	S	M	E	R	S	A	N	D	A	L	S	S
S	A	R	G	G	H	E	I	A	A	R	L	R	A
S	R	I	L	N	J	R	S	E	S	O	M	E	A
R	I	L	H	A	A	S	E	E	U	C	S	E	R
R	I	B	H	I	D	N	T	P	Y	G	E	F	M

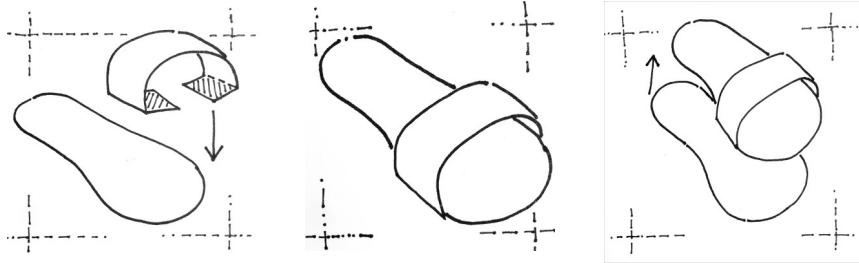
MIDIAN
 AFRAID
 SANDALS
 SENT
 BUSH
 BURNING
 RESCUE
 ANGEL
 MOUNTAIN
 EGYPT
 MOSES
 JETHRO
 HOLY
 WORSHIP
 ISRAELITES

Play this puzzle online at : <https://thewordsearch.com/puzzle/1313888/>





“Moses” Sandals

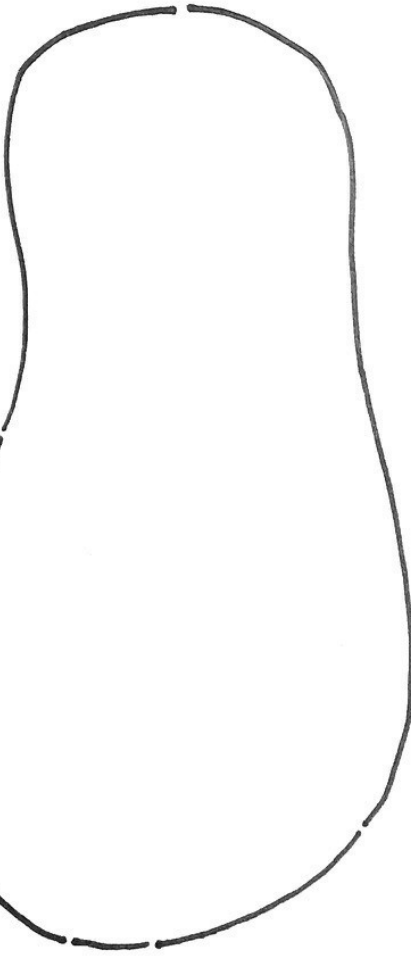
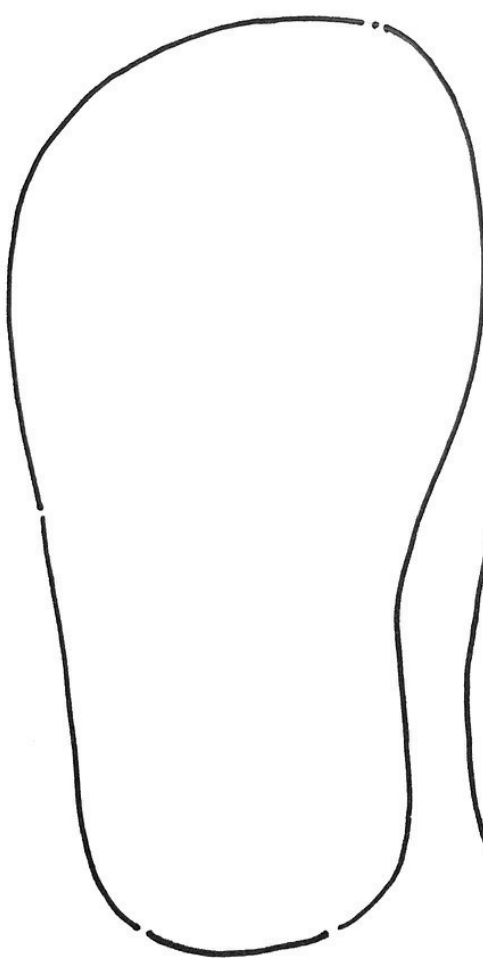

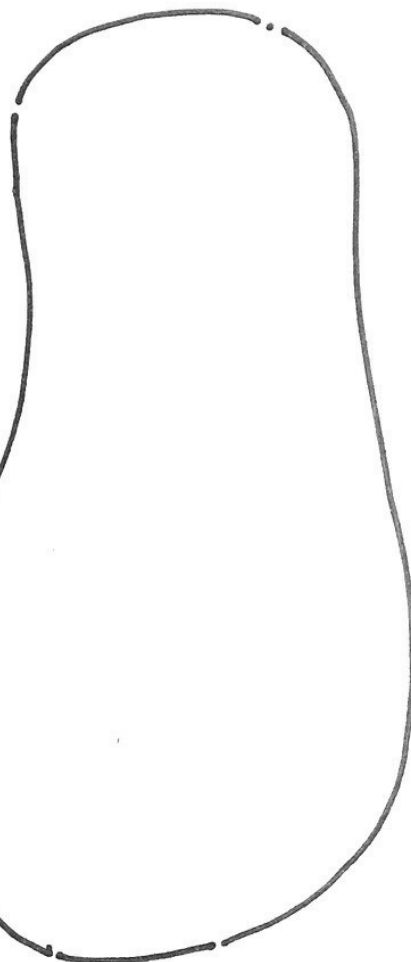
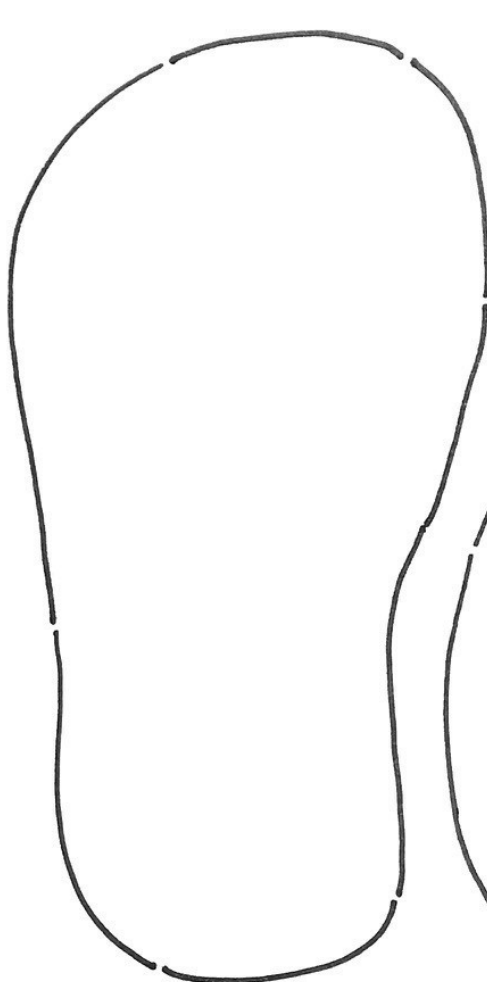



Instructions

1. Print out the template on the next page onto card. (Or paper and then stick onto card— an old cereal box is perfect.) If you don't have a printer then draw around your foot or a sandal/flip-flop and use this instead.
2. Carefully cut out all the pieces, you will have four “soles” and two straps.
3. Decorate the straps. Use scraps of coloured paper or felt tips/colouring pencils. Use my examples as ideas to help you.
4. on a left “sole” write “I AM WHO I AM” Exodus 3:11 and on a right “sole” write “I will be with you” Exodus 3:12.
5. Fold along the dotted lines on the straps. Glue the flaps and then stick into place. Do this with both sandals.
6. Glue the bottom part of the “sole” to the top layer.
7. If you want to hang up your sandals thread some ribbon through the straps— as I have in my green sandals below.



sandal template





"I will be with you " Exodus 3:12

